


RETRO ZT ZT.11.R19.XY






**Type:** suspension lamp

**Lampshade:** white, hand-blown, three-layered glass, satin opal matt

**Metal parts:** painted steel plate RAL 9016 (.41), RAL 9005 (.45), RAL Copper (.72), RAL Bronze (.73), RAL Brass (.74) or RAL Chrom (.77)

**Pendant:** rod



|  |  | A   | B   | C    |  |  |  |
|---|---|-----|-----|------|---|---|---|
| E27   | 1x100W(max 13W LED)   | 190 | 250 | 1000 | -   | R*  | 3000  |

**Voltage:** 230V

**Socket:** E27

**Lamps:** 1x100W(max 13W LED)

**A:** 190 mm

**B:** 250 mm

**C:** 1000 mm

**Motion sensor:** Not available

**Track system:** Available on inquiry

**Weight:** 3000 g

Lucis ZT.11.R19.X RETRO / LDC (Polar)

Luminaire: Lucis ZT.11.R19.X RETRO  
Lamps: 1 x Osram CL 100W

