



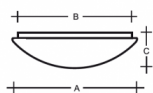
CHARON S37.L4.T14.Y

Type: ceiling and wall lamp

Lampshade: white, hand-blown, three-layered glass, satin opal matt

Light body: white painted steel plate

Could be combined with metal ring in white, chrome, brass or stainless steel.



| W | K | Module luminous flux lm | Luminaire luminous flux lm | A | B | C | DALI 2 | Motion sensor | Emergency module | Bluetooth | Track system | Weight |
|------|------|-------------------------|----------------------------|-----|-----|-----|--------|---------------|------------------|-----------|--------------|--------|
| 21,3 | 4000 | 3476 | 2359 | 415 | 370 | 125 | M | O* | P* | Q* | - | 4000 |

Lucis S37.L4.T14 CHARON LED / LDC (Polar)

Voltage: 230V

IK code: IK01

Ballast: Driver

CRI: >90

LED life: L80/F10 50000 hours

Watt: 21,3 W

Color temperature: 4000 K

Module luminous flux: 3476 lm

Luminaire luminous flux: 2359 lm

A: 415 mm

B: 370 mm

C: 125 mm

Dali 2: Available

Motion sensor: Available on inquiry

Emergency module: Available on inquiry

Bluetooth control: Available on inquiry

Track system: Not available

Sádrokarton: Not available

Weight: 4000 g

Luminaire: Lucis S37.L4.T14 CHARON LED
Lamps: 1 x LED G6

