
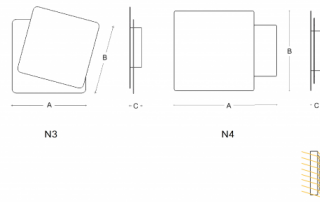



GLOU N4.K1.31Y

Type: wall lamp

Metal parts: painted steel plate RAL 9003, combination (.31) and (.60)



W	K	Module luminous flux lm	Luminaire luminous flux lm	A	B	C	DALI 2	Person icon	Person with wheel icon	Bluetooth icon	Hand icon	Weight icon	
19,1	3000	2378	1445	360	280	42	M	-	-	Q*	-	-	2200

Ballast: Driver

CRI: >90

LED life: L80/F10 50000 hours

Watt: 19,1 W

Color temperature: 3000 K

Module luminous flux: 2378 lm

Luminaire luminous flux: 1445 lm

A: 360 mm

B: 280 mm

C: 42 mm

Dali 2: Available

Motion sensor: Not available

Emergency module: Not available

Bluetooth control: Available on inquiry

Track system: Not available

Sádrokarton: Not available

Weight: 2200 g

Lucis N4.K1.31 GLOU / LDC (Polar)

Luminaire: Lucis N4.K1.31 GLOU
Lamps: 1 x LED 200/140_60

