

INFINITY II 25.K2.60Y



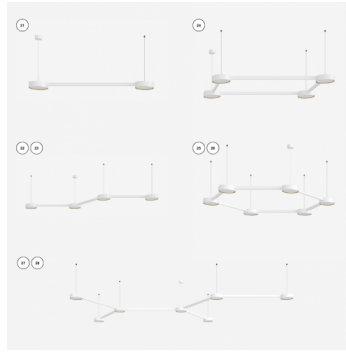
Type: suspension lamp

Lampshade: acrylic glass

Metal parts: painted steel plate RAL 9003 (.60)

Pendant: wire suspension with white cable

Decorative collar: painted steel plate RAL 9003 (.31), RAL 9005 (.39), RAL Argento dorato (.70) or RAL Brass (.74)



| W | K | Module luminous flux lm | Luminaire luminous flux lm | A | B | C | D | E | DALI 2 | | | | | | |
|-------|------|-------------------------|----------------------------|------|------|-----|-----|-----|--------|---|----|----|---|---|-------|
| 112,2 | 4000 | 15174 | 10622 | 1849 | 1630 | 600 | 220 | 600 | M | - | P* | Q* | - | - | 17800 |

CRI: >90

LED life: L80/F10 50000 hours

Watt: 112,2 W

Color temperature: 4000 K

Module luminous flux: 15174 lm

Luminaire luminous flux: 10622 lm

A: 1849 mm

B: 1630 mm

C: 600 mm

D: 220 mm

E: 600 mm

Dali 2: Available

Motion sensor: Not available

Bluetooth control: Available on inquiry

Track system: Not available

Sádrokarton: Not available

Weight: 17800 g

Lucis 25.K2.X_pc(6) Infinity II / LDC (Polar)

Luminaire: Lucis 25.K2.X_pc(6) Infinity II
Lamps: 1 x LED G5

