

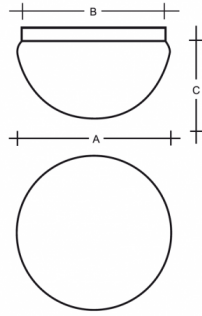
LEDA S24.11.JS28.Y






Type: ceiling and wall lamp, type S37.xxx only as the ceiling lamp

Lampshade: white, hand-blown, three-layered glass, satin opal matt

Light body: white painted steel plate

Could be combined with metal ring in white, chrome, brass or stainless steel.



		A	B	C			
E27	1x100W(max 13W LED)	280	240	170	0*	-	2000

Voltage: 230V

IK code: IK01

Socket: E27

Lamps: 1x100W(max 13W LED)

A: 280 mm

B: 240 mm

C: 170 mm

Motion sensor: Available on inquiry

Track system: Not available

Weight: 2000 g

Lucis S24.111.JS28 LEDA / LDC (Polar)

Luminaire: Lucis S24.111.JS28 LEDA
Lamps: 1 x Osram CL A 100W, E27

