

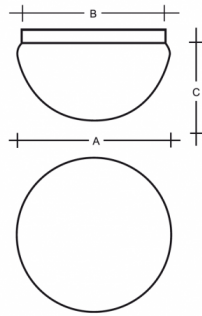
LEDA S37.12.JS41.Y






Type: ceiling and wall lamp, type S37.xxx only as the ceiling lamp

Lampshade: white, hand-blown, three-layered glass, satin opal matt

Light body: white painted steel plate

Could be combined with metal ring in white, chrome, brass or stainless steel.



		A	B	C			
E27	2x75W(max 11W LED)	415	370	235	0*	-	4200

Voltage: 230V

IK code: IK01

Socket: E27

Lamps: 2x75W(max 11W LED)

A: 415 mm

B: 370 mm

C: 235 mm

Motion sensor: Available on inquiry

Track system: Not available

Weight: 4200 g

Lucis S37.111.JS41 LEDA / LDC (Polar)

Luminaire: Lucis S37.111.JS41 LEDA
Lamps: 2 x Osram CL A 75W, E27

