

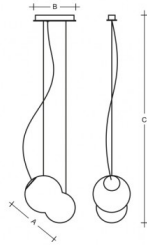
BAUBAU ZL2.11.B340.Y









Type: suspension lamp

Lampshade: white, hand-blown, three-layered glass, satin opal matt

Metal parts: white painted steel plate

Pendant: steel wire suspension with a transparent cable



							
E27	1x60W(max 9W LED)	340	260	2000	-	R*	3200

Voltage: 230V

IK code: IK01

Socket: E27

Lamps: 1x60W(max 9W LED)

A: 340 mm

B: 260 mm

C: 2000 mm

Motion sensor: Not available

Track system: Available on inquiry

Weight: 3200 g