


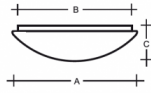
CHARON S24.11.T12.Y






Type: ceiling and wall lamp

Lampshade: white, hand-blown, three-layered glass, satin opal matt

Light body: white painted steel plate

Could be combined with metal ring in white, chrome, brass or stainless steel.



		A	B	C			
E27	1x100W(max 13W LED)	280	240	125	0*	-	1700

Voltage: 230V

IK code: IK01

Socket: E27

Lamps: 1x100W(max 13W LED)

A: 280 mm

B: 240 mm

C: 125 mm

Motion sensor: Available on inquiry

Track system: Not available

Weight: 1700 g

Lucis S24.111.T12 CHARON / LDC (Polar)

Luminaire: Lucis S24.111.T12 CHARON
Lamps: 1 x Osram CL 100W

