


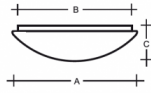
CHARON S37.12.T14.Y






Type: ceiling and wall lamp

Lampshade: white, hand-blown, three-layered glass, satin opal matt

Light body: white painted steel plate

Could be combined with metal ring in white, chrome, brass or stainless steel.



|  |  | A | B | C |  |  |  |
|---|---|-----|-----|-----|---|---|---|
| E27 | 2x75W(max 11W LED) | 415 | 370 | 125 | 0* | - | 4000 |

Voltage: 230V

IK code: IK01

Socket: E27

Lamps: 2x75W(max 11W LED)

A: 415 mm

B: 370 mm

C: 125 mm

Motion sensor: Available on inquiry

Track system: Not available

Weight: 4000 g

Lucis S37.111.T14 CHARON / LDC (Polar)

Luminaire: Lucis S37.111.T14 CHARON
Lamps: 2 x Osram CL 75W

