


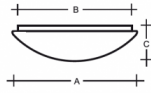
CHARON S43.13.T15.Y






Type: ceiling and wall lamp

Lampshade: white, hand-blown, three-layered glass, satin opal matt

Light body: white painted steel plate

Could be combined with metal ring in white, chrome, brass or stainless steel.



		A	B	C			
E27	3x75W(max 11W LED)	500	430	145	0*	-	5700

Voltage: 230V

IK code: IK01

Socket: E27

Lamps: 3x75W(max 11W LED)

A: 500 mm

B: 430 mm

C: 145 mm

Motion sensor: Available on inquiry

Track system: Not available

Weight: 5700 g

Lucis S43.111.T15 CHARON / LDC (Polar)

Luminaire: Lucis S43.111.T15 CHARON
Lamps: 3 x Osram CL 75W

