



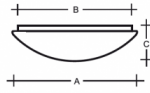
CHARON S24.L1.T12.Y

**Type:** ceiling and wall lamp

**Lampshade:** white, hand-blown, three-layered glass, satin opal matt

**Light body:** white painted steel plate

Could be combined with metal ring in white, chrome, brass or stainless steel.



W	K	Module luminous flux lm	Luminaire luminous flux lm	A	B	C	DALI 2	Motion sensor	Emergency module	Bluetooth	Track system	Weight
16,2	3000	2372	1640	280	240	125	M	O*	-	Q*	-	1700

Lucis S24.L1.T12 CHARON LED / LDC (Polar)

**Voltage:** 230V

**IK code:** IK01

**Ballast:** Driver

**CRI:** >90

**LED life:** L80/F10 50000 hours

**Watt:** 16,2 W

**Color temperature:** 3000 K

**Module luminous flux:** 2372 lm

**Luminaire luminous flux:** 1640 lm

**A:** 280 mm

**B:** 240 mm

**C:** 125 mm

**Dali 2:** Available

**Motion sensor:** Available on inquiry

**Emergency module:** Not available

**Bluetooth control:** Available on inquiry

**Track system:** Not available

**Sádrokarton:** Not available

**Weight:** 1700 g

Luminaire: Lucis S24.L1.T12 CHARON LED  
Lamps: 1 x LED G6

