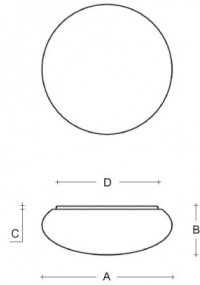












DAPHNE S24.12.D350

Type: ceiling and wall lamp

Lampshade: white, hand-blown, three-layered glass, satin opal matt

Light body: white painted steel plate



								
E27	2x60W(max 9W LED)	350	150	20	240	-	-	2600

Voltage: 230V

IK code: IK01

Socket: E27

Lamps: 2x60W(max 9W LED)

A: 350 mm

B: 150 mm

C: 20 mm

D: 240 mm

Motion sensor: Not available

Track system: Not available

Weight: 2600 g

Lucis S24.12.D350 DAPHNE / LDC (Polar)

Luminaire: Lucis S24.12.D350 DAPHNE
Lamps: 2 x Osram CL 60W

